

**RULE CHANGES 2018 – Ratified at Equestrian Council Meeting**  
**General / Health, Safety & Safeguarding / Sport**

**GENERAL (All relevant Rule Books):**

**INSURANCE – NEW all rulebooks**

The Pony Club Third Party Legal Liability Insurance Policy is extended to give cover for all the official Area Competitions and the Championships. Details of this insurance are given in the “Administrative Notes” in the current issue of The Pony Club Hand Book.

In the event of any accident, loss or damage occurring to a Third Party or to the property of a Third Party (including the general public and competitors) no liability should be admitted, and full details should be sent at once to The Pony Club Office.

**HEALTH AND SAFETY – NEW all rulebooks**

Organisers of this event have taken reasonable precautions to ensure the Health and Safety of everyone present. For these measures to be effective, everyone must take all reasonable precautions to avoid and prevent accidents occurring and must obey the instructions of the organisers and all the officials and stewards.






**LEGAL LIABILITY – NEW all rulebooks**

Save for the death or personal injury caused by the negligence of the organisers, or anyone for whom they are in law responsible, neither the organisers of this event or The Pony Club nor any agent, employee or representative of these bodies, nor the landlord or his tenant, accepts any liability for any accident, loss, damage, injury or illness to horses, owners, riders, spectators, land, cars, their contents and accessories, or any other person or property whatsoever, whether caused by their negligence breach of contract or in any other way whatsoever. Entries are only accepted on this basis.

**HAT RULE 2018 – amend all rulebooks**

It is mandatory for all Members to wear a protective helmet at all times when mounted with a chinstrap fastened and adjusted so as to prevent movement of the hat in the event of a fall. This rule defines the quality of manufacture that is required. The individual Sports also have additional requirements with regard to colour and type. It is strongly recommended that second hand hats are not purchased.

The hat standards accepted are detailed in the table below:

Hat Standard	Safety Mark	Permitted activities:
PAS 015:1998 or 2011* with BSI Kitemark		All activities
VG1 with BSI Kitemark		All activities
Snell E2001* onwards with the official Snell label and number		All activities
ASTM-F1163 2004a onwards with the SEI mark		All activities
AS/NZS 3838 2003 or 2006		All activities

- For cross-country riding (over 80cm) including Eventing, Tetrathlon, Horse Trials, Pony Racing (whether it be tests, rallies, competition or training) and Mounted Games competitions, a jockey skull cap must be worn with no fixed peak, peak type extensions or noticeable protuberances above the eyes or to the front, and should have an even round or elliptical shape with a smooth or slightly abrasive surface, having no peak or peak type extensions. Noticeable protuberances above the eyes or to the front not greater than 5mm, smooth and rounded in nature are permitted. A removable hat cover with a light flexible peak may be used if required.
- **It is strongly recommended that a jockey skull cap is worn for cross-country riding over lower fences (less than 80cm) as there is research evidence that a fall onto the fixed peak can result in an over extension of the neck backwards with the potential for serious injury.**
- No recording device is permitted (e.g. hat cameras) as they may have a negative effect on the performance of the hat in the event of a fall.
- The fit of the hat and the adjustment of the harness are as crucial as the quality. Members are advised to try several makes to find the best fit. The hat should not move on the head when the head is tipped forward. **Most helmet manufacturers recommend you visit a qualified BETA (British Equestrian Trade Association) fitter.**
- Hats must be replaced after a severe impact as subsequent protection will be significantly reduced. Hats deteriorate with age and should be replaced after three to five years depending upon the amount of use.
- Hats, must be worn at all times (including at prize-giving) when mounted with a chinstrap fastened and adjusted so as to prevent movement of the hat in the event of a fall.
- For Show Jumping and Mounted Games the cover, if applicable, shall be dark blue, black or brown only.
- For Dressage, hats and hat covers must be predominately black, navy blue or a conservative dark colour that matches the rider's jacket for Area competitions or above. The Pony Club Hat silk is also acceptable.
- The Official Steward / Organiser may, at his discretion, eliminate a competitor riding in the area of the competition without a hat or with the chinstrap unfastened or with a hat that does not comply with these standards.

### **Hat Checks and Tagging**

The District Commissioner will appoint two Branch Officials (one of whom may be the District Commissioner), who are familiar with The Pony Club hat rule, to carry out hat checks and tag each hat that complies with the requirements (as explained in Section 10A Hats) with an **aquamarine** Pony Club, British Eventing (BE) or **British Riding Club (BRC)** hat tag. Linked Centre Members' hats may also be tagged by Centre Proprietors and Regional Co-ordinators. Hats fitted with an **aquamarine** Pony Club, British Eventing (BE) or **British Riding Club (BRC)** hat tag will not need to be checked on subsequent occasions. However, the Pony Club reserves the right to randomly spot check any hat regardless of whether it is already tagged.

Pony Club (**Aquamarine**) hat tags are available to purchase from The Pony Club Online Shop.

Tags may only be fitted by one of the two appointed Branch Officials, Area Representatives, the Health & Safety Committee Chairman, Centre Proprietors or Centre Co-ordinators after they have personally checked the hat.

Tagging indicates that a hat meets the accepted standards, NO check of the fit and condition of the hat is implied. It is considered to be the responsibility of the Member's parent(s) / guardian(s) to ensure that their hat complies with the required standards and is tagged before they go to any Pony Club event. Also, they are responsible for ensuring that the manufacturer's guidelines with regard to fit and replacement are followed.

## **BODY PROTECTOR RULE 2018 – amend all rulebooks**

The Pony Club does not make the use of body protectors compulsory, except for all Cross Country riding and Pony Racing whether it be training or competing. Body Protectors used for Cross Country and Pony Racing must meet BETA 2009 Level 3 standard.



**Please note: A new body protector standard will be released by BETA at some point during 2018. Further details will be communicated when the standard is launched and a revised body protector rule will be available on the Pony Club website.**

For general use, the responsibility for choosing body protectors and the decision as to their use must rest with Members and their parents. It is recommended that a rider's body protector should not be more than 2% of their body weight. When worn, body protectors must fit correctly, be comfortable and must not restrict movement.

Riders who choose to use the Wool Wear Body Cage EXO must lodge a key with the Event Organiser when they collect their number.

### **Air Jackets**

When an air jacket inflates the sudden noise startles horses in the immediate vicinity thereby causing difficulties for the other members of a ride if used in a group ride in a confined area, e.g. an indoor school or outdoor ménage. Air jackets are therefore not encouraged for group rides.

If a rider chooses to wear an air jacket in Cross Country or Pony Racing, it must only be used in addition to a normal body protector which meets the BETA 2009 Level 3 standard (purple label). Parents and Members must be aware that riders may be permitted to continue after a fall in both competition and training rides for Cross Country and/or Pony Racing, provided the rider has been passed as fit to continue by First Aid Providers. In the event of a fall, the air jacket must be fully deflated or removed before continuing, after which, the conventional body protector will continue to give protection. Air jackets must not be worn under a jacket and number bibs should be fitted loosely or with elasticated fastenings over the air jacket.

## **NEW - VACCINATION POLICY 2018 - NEW all rulebooks**

**For ALL Competitions at Area Level and Above:**

### **1. Passports**

**A valid passport and vaccination record:**

- **must accompany the Horse to all Events**
- **must be available for inspection**
- **must be produced on request at any other time during the Event**

**Failure to comply with these requirements is a breach of this Rule and the Horse will only be allowed to compete at the PC Steward's discretion.**

### **2. No Horse may take part in a PC Event (which includes entering competition stables) unless it has a current vaccination against equine influenza which complies with the following conditions:**

- **Two injections for primary vaccination, not less than 21 days and not more than 92 days apart, are required before being eligible to compete**
- **A first booster injection must be given not less than 150 days not more than 215 days after the second injection of primary vaccination**
- **Subsequent booster injections must be given at intervals of not more than one year, commencing after the first booster injection**

3. **The Record of Vaccination(s) in the Horse's passport must be completed by the appropriate veterinary surgeon in which the record of injection(s) is completed, signed and stamped line by line.**
4. **Notwithstanding the above, at the discretion of the Event Veterinary Officer, in consultation with the PC Steward and/or the Area Representative in cases where:**
  - **The latest booster vaccination is overdue by no more than 14 days, and/or**
  - **There are other historical discrepancies in a Horse's vaccination record.**

**That Horse may nonetheless take part in an Event on such conditions as the Veterinary Officer considers appropriate, but the circumstances must be noted on the certificate. The Horse must be re-vaccinated so as to comply with this Rule and the certificate duly completed before it becomes eligible to compete.**

5. **No relevant injection may have been given on the day of competition or on any of the 6 days before a competition**
6. **No Horse whose latest booster vaccination is more than 14 days overdue may take part in an Event under any circumstances.**

**Events that are held at other venues may be subject to additional specific rules. E.g. Any horse entering a Licensed Racecourse Property MUST comply with the Vaccination requirements as set by the BHA.**

**In addition, if you are intending to compete under FEI Rules you will need to ensure you are compliant with those Rules.**

**This rule will be strictly enforced at All 2018 Pony Club Championships.**

#### **FOOTWEAR – add to all rulebooks**

Only standard riding or jodhpur boots with a well defined square cut heel may be worn. Plain black or brown half chaps may be worn with jodhpur boots of the same colour. Tassels and fringes are not allowed. No other footwear will be permitted, including wellington boots, **yard boots, country boots**, "muckers" or trainers.

Boots with interlocking treads are not permitted, nor are the boots or treads individually.

Stirrups should be of the correct size to suit the riders boots (see the Stirrup rule). Laces on boots must be taped for Mounted Games only

#### **STIRRUPS – add to all rulebooks**

Stirrups should be of the correct size to suit the rider's boots. They must have 7mm ( $\frac{1}{4}$ " ) clearance on either side of the boot. **To find this measurement, tack checkers should move the foot across to one side of the stirrup, with the widest part of the foot on the tread. From the side of the foot to the edge of the stirrup should be 14mm.**

*Note: There are now many types of stirrups marketed as 'safety stirrups'. All riders must ensure that their stirrups are suitable for: their type of footwear, the activities in which they take part and that the stirrup leathers are also in good condition.*

*There are no prescribed weight limits on metal stirrups, however with the advent of stirrups of other materials, weight limits are seen to be given by manufacturers. Any person buying these stirrups, should, take particular notice if weight limits are on the box or attached information leaflets.*

**Neither the feet or the stirrup leathers or irons, may be attached to the girth, nor the feet attached to the stirrup irons.**

### **NUMNAHS / SADDLE CLOTHS – NEW/Amend all rulebooks**

**Any solid colour** is permitted. **Contrasting piping is permitted.** Branch logos are allowed when competing for the Branch; logos must not exceed 200 sq. cm. This does not preclude the wearing of clothing for horses or riders that has been presented by sponsors of the Championships in the current or previous years.

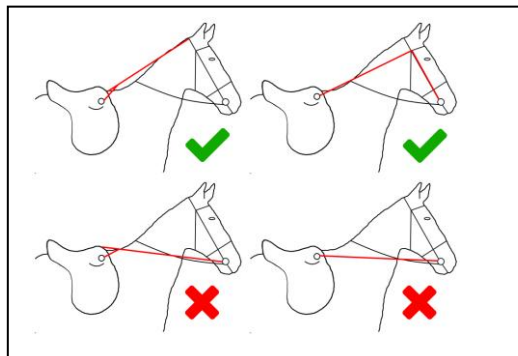
### **SPURS - NEW/Amend all rulebooks**

**Spurs may be worn at Rallies and other events. Any misuse of spurs will be reported to the DC/Centre Proprietor, Area Representative and Training Chairman any reported riders will be recorded and monitored.**

Sharp spurs are not permitted. Only blunt spurs, without rowels or sharp edges, and spurs that have a smooth rotating ball on the shank may be worn. If the spurs are curved, the curve must be downwards and the shank must point straight to the back and not exceed 3.5cm in length. The measurement is taken from the heel of the boot to the end of the shank.

### **GRASS REINS – for Dressage, Eventing, Show Jumping, Mounted Games & Tetrathlon Rule Books only**

- Grass reins are permitted at Pony Club rallies and competitions jumping up to 50cm or Walk & Trot Tests.
- Only those grass reins shown in diagrams 1 & 2 are permitted
- Grass reins must be fitted to allow and not restrict the normal head position of the pony. The rein length must be sufficient to allow the pony to stretch over a small fence.
- Grass reins may be leather or synthetic material, if synthetic then a break point of leather or other suitable material must be included



**Exercise – Re-word lungeing rule to:**

**Lungeing of a horse is only permitted in areas designated by the organiser who may also prohibit it completely at their discretion. If allowed, lungeing may be carried out by either the rider or other persons. Lungeing of a horse and rider is prohibited.**

**Refunds – Area Competitions – Re-word to:**

**If a Branch/Centre withdraws a team or individual before declaration they must contact the Organiser for the refund policy.**

**Amend Current Rule in appropriate Rule Book:-**

**Fly hoods, nose nets and ear covers – are permitted for all competitions, and may also provide noise reduction.** The ear cover/fly fringe must not cover the horse's eyes.

Ear plugs are not permitted and spot checks may be carried out.

Nose nets are permitted. Nose nets must cover the nose only leaving the mouth and bit visible.

### **HEALTH & SAFETY – H&S Rulebook only**

#### **Frangible pins**

If a BE course is being used and you wish to use a fence with a frangible pin you must make sure that there is an accredited course builder present to deal with it should a pin be broken. It should be remembered that the Frangible Pin system has been designed to activate under certain circumstances. The version currently in use has been designed in line with the weight of an average horse (470kg).

## MIMS Clips

If a BE course is being used includes a fence with MIMS clips, ensure that there is an accredited course builder there to deal with it should a clip need to be replaced.

**Delete from HSS rule 7a:** point regarding the Nursing and Midwifery Council as they do not approve first aiders.

## APPENDIX 1: FIRST AID MATRIX

PLEASE NOTE - This matrix defines the **MINIMUM** requirements for Pony Club events and competitions. Organisers must complete a risk assessment and, using this matrix together with: the size of the venue/event, the number of competitors/attendees, the number of rings, and using this matrix, consider the First Aid provision required.

APPENDIX A1 - MINIMUM FIRST AID COVER AT PONY CLUB COMPETITIONS		Appointed Person	First Aid Point	Trained First Aider (EFAW or ESFAC)	Qualified First Aider (FAW)	Emergency Medical Technician (EMT)	Paramedic or Doctor	Ambulance	Pool Lifeguard
<b>RALLIES</b>		✓	✓	✓					
	With Cross Country	✓	✓	✓					
<b>FUN / SPONSORED RIDES</b>		✓	✓	✓					
	With jumping	✓	✓	✓					
<b>MOUNTED GAMES</b>	Practices & Rallies	✓	✓	✓					
	Areas	✓	✓		✓				
	Zones & National Finals	✓	✓	✓			✓	✓	
<b>POLO</b>	Practices & Rallies	✓	✓	✓					
	Competitions & Championships	✓	✓	✓			✓	✓	
<b>POLOCROSSE</b>	Practices, Rallies & Training Days	✓	✓	✓					
	Tournaments	✓	✓	✓			✓		
	Championships	✓	✓	✓			✓	✓	
<b>RACING</b>	Rallies	✓	✓	✓					
	Pony Club Race Days	✓				✓	✓	✓	
<b>DRESSAGE*</b>	Practices & All Competitions	✓	✓	✓					
	<b>Regional &amp; National Championships</b>	✓	✓	✓					
<b>SHOW JUMPING – RISK ASSESSMENT REQUIRED</b>	Practice	✓	✓	✓					
	Branch Event	✓	✓	✓					
	Branch Event with Open class equivalent to PC 100 (Intermediate) or greater	✓	✓	✓	✓				
	Area Competition	✓	✓	✓	✓				
	<b>Regional &amp; National Championships</b>	✓				✓	✓	✓	
<b>CROSS COUNTRY (INCLUDING HUNTER TRIALS &amp; ARENA EVENTING)RISK ASSESSMENT REQUIRED</b>	Practice	✓	✓	✓					
	Branch Event PC 70 or PC 80	<b>Up to 50</b>	✓	✓	✓	✓			
		<b>More than 50</b>	✓			✓	✓		✓
	Branch Event - PC 90 (Novice)	✓				✓		✓	
	Branch Event PC 100 (Intermediate) or PC Open	✓				✓	✓	✓	
	Area Competitions	✓				✓	✓	✓	

Vehicle access to all parts of the course is essential during cross country phase.	<b>Regional &amp; National Championships</b>	✓				✓	✓	✓	
<b>TETRATHLON*</b>	Run*	✓	✓	✓					
	Swim	✓							✓
	Shoot	✓	✓	✓					
<b>ENDURANCE*</b>	Less than 10 km	✓	✓	✓					
	More than 10 km – at each vet gate			✓					
<b>CAMP*</b>	Please see corresponding note below for more information.	✓	✓	✓					

<b>APPENDIX A2 - MINIMUM VETERINARY COVER AT PONY CLUB COMPETITIONS</b>		Vet Informed	Vet On Call	Vet On Site	Tarpaulin	Horse Ambulance, Horsebox or Trailer Earmarked	Horse Ambulance, Horsebox or Trailer On Site
<b>RALLIES</b>		✓			✓		
	With Cross Country	✓			✓		
<b>FUN / SPONSORED RIDES</b>		✓			✓		
	With jumping	✓			✓		
<b>MOUNTED GAMES</b>	Practices & Rallies	✓			✓		
	Areas	✓	✓		✓		
	Zones & National Finals	✓	✓		✓	✓	
<b>POLO</b>	Practices & Rallies	✓			✓		
	Friendly Tournaments	✓	✓		✓		
	Qualifier Tournaments	✓		✓	✓		
	Championships	✓		✓	✓	✓	✓
<b>POLOCROSSE</b>	Practices, Rallies & Training Days	✓			✓		
	Tournaments	✓	✓		✓		
	Championships	✓		✓	✓	✓	✓
<b>RACING</b>	Rallies	✓			✓		
	Pony Club Race Days	✓	✓		✓		
<b>DRESSAGE</b>	Practices & All Competitions	✓			✓		
	Area Competitions	✓	✓		✓		
	<b>Regional &amp; National Championships</b>	✓		✓	✓	✓	✓
<b>SHOW JUMPING</b>	Practice	✓			✓		
	Branch Event	✓			✓		
	Branch Event with Open class equivalent to PC 100 (Intermediate) or greater	✓			✓		
	Area Competitions	✓	✓		✓		
	<b>Regional &amp; National Championships</b>	✓		✓	✓	✓	✓
<b>CROSS COUNTRY (INCLUDING HUNTER TRIALS &amp; ARENA EVENTING)</b>	Practice	✓			✓		
	Branch Event PC 70 or PC 80	✓	✓		✓		
	Branch Event - PC 90 (Novice)	✓	✓		✓	✓	
	Branch Event PC 100 (Intermediate) or PC Open	✓	✓		✓	✓	

course is essential during cross country phase.	Area Competitions	✓		✓	✓	✓	
	<b>Regional &amp; National Championships</b>	✓		✓	✓	✓	✓
<b>TETRATHLON</b> (Riding phase only)	Rallies	✓			✓		
	Area Competitions	✓		✓	✓	✓	
	Championships	✓		✓	✓	✓	✓
<b>ENDURANCE</b>	Less than 10 km	✓	✓		✓		
	More than 10 km – at each vet gate	✓	✓		✓	✓	
<b>CAMP</b>	Additional cover will be needed for activities organised	✓			✓		

## **SAFEGUARDING**

**Policies & Procedures:** The safeguarding policies and procedures are currently under review. There are no changes to what The Pony Club aims to do in order to safeguard children and adults at risk, or to the procedure of how this is achieved. However, the policies and procedures are being reviewed to make it clearer and more concise about what must be done and how it can be achieved.

**Safeguarding Concerns & Allegations:** As a youth organisation, it is of paramount importance that we take a universal approach to our safeguarding duties in order to protect our members from harm. In order to achieve this from the grass roots through to The Pony Club Office, going forwards all safeguarding concerns and allegations **must** be reported to the Central Safeguarding Team at office, regardless of whether they have been handled at a local level. Further information will be available once the review (as above) has been completed.

## **SPORTS**

### **DRESSAGE**

#### **2. SADDLERY**

f) The use of a Micklem Multibridle is permitted **without bit clips**.

g) **Bits** – should follow the configuration of those illustrated (see pages x – y). They must be used in their manufactured condition without any addition to/on any part. If in doubt, guidance should be sought from the Dressage Secretary at the Pony Club Office in writing with a photo.

i. **Snaffles** - only the bits illustrated below are permitted. Combinations of mouthpieces may be used with any of the cheeks or rings illustrated. In addition to the below, bits recently approved for use in competitions are;

- **Bombers Equestrian Flexible Mullen, Happy Tongue Ported Barrel, Elliptical Cable, Loose Ring Ultra Comfy bit.**
- Myler Weymouth (Curb) Bits, Myler 02 as Bridoon, Myler 32 as Bridoon, Myler 04 as Snaffle and Bridoon, Myler 06 as Snaffle and Bridoon, Myler 36 as Snaffle and Bridoon, Myler 33WL as Snaffle, Myler 33 as Snaffle.
- NS Tactio and Turtle Top snaffles

#### **14. PONY CLUB TESTS**

The current Pony Club tests are: **(only changes listed below)**

- **Open Dressage Championship Test 2018 – for use at summer Championships**
- **Open Dressage Championship Test 2014 – for use at Winter League Championships**
- **Novice Dressage Test 2018 – for use at summer Area Competitions**
- **Novice Dressage Test 2009 – for use at Winter League Preliminary Rounds and Area Competitions**
- **Grassroots Dressage Test 2018 – for use at Dressage and Eventing Regional Championships**

The tests to be used for Area Competitions and the Championships are shown in the tables below:



## DRESSAGE

### DENGIE WINTER LEAGUE:

Level	Prelim & Area Test	Championship Test
Novice	The Pony Club Novice Dressage Test 2009	The Pony Club Novice Dressage Championship Test 2012
Intermediate	The Pony Club Intermediate Dressage Test 2013	The Pony Club Intermediate Dressage Championship Test 2014
Open	The Pony Club Open Dressage Test 2015	The Pony Club Open Dressage Championship Test 2014

### AREA COMPETITIONS & CHAMPIONSHIPS:

Level	Area Test	Championship Test
Regional Championships	<b>Grassroots Dressage Test 2018</b>	<b>Grassroots Dressage Test 2018</b>
Novice	<b>The Pony Club Novice Dressage Test 2018</b>	The Pony Club Novice Dressage Championship Test 2017
Intermediate	The Pony Club Intermediate Dressage Test 2013	The Pony Club Intermediate Dressage Championship Test 2014
Open	The Pony Club Open Dressage Test 2015	<b>The Pony Club Open Dressage Championship Test 2018</b>

## EVENTING

### AREA COMPETITIONS & CHAMPIONSHIPS:

Level	Area Test	Championship Test
Regional Championships	<b>Grassroots Dressage Test 2018</b>	<b>Grassroots Dressage Test 2018</b>
Novice	PC 90 Eventing Test 2013	PC 90 Eventing Championship Test 2015
Intermediate	PC 100 Eventing Test 2015	PC 100 Eventing Championship Test 2013
Open	PC 110 Eventing Test 2010*	PC 110 Eventing Championship Test 2015*

\* As per Pony Club Eventing terminology, all PC Open Eventing Tests will be renamed as PC110 – this will filter through as current stock is used up.

### 32. SCORING

The Judges' marks are totalled to find the final marking. In the event of equality of total marks, the collective marks should be added together and the competitor with the higher collective marks shall take the higher placing. If the total of the collective marks is also equal **then the mark for 'Submission' should be consulted and the competitor with the higher mark shall take the higher placing. If the mark for Submission is also equal the competitors concerned shall be given the same placing.**

### 36. ELIGIBILITY – see *eligibility document*

### 37. FORM OF THE AREA COMPETITION

c) Combined Teams for OPEN level only

Add: **At Open level only the Area Representative may, after their Area competition, create a new Area Team to compete at the Championships but only if due to force of circumstances the Area cannot fill their qualifying places with Branch/Centre teams or Combined Teams that actually competed at the Area Qualifier. The Area Representative has sole responsibility for creating and arranging such an Area Team but must apply fair and objective (arms-length) criteria when selecting the members. Each Area has the right to enter at least one team at the Open Championships and this rule is intended to make this possible for all Areas regardless of the results at their Area competition.**

**Example 1: A Branch/Centre team qualifies with 3 members but one member cannot attend the Championships and the Branch/Centre has nobody suitable to substitute. Instead the highest placed individual member from the Area competition may be substituted to create a combined Area Team.**

**Example 2: A Combined team won the Area competition and a Branch finished second, so both teams qualified but due to lameness neither team had four members who could compete at the Championships. The remaining members of both teams can be combined to create an Area Team at the Championships.**

**Example 3: The only teams competing at the Area were all eliminated for falls and refusals. The best placed four individuals may be combined for an Area Team to compete at The Championships.**

**d) Open Area Teams – After the Open Area Competition the Area Representative may form an Area Team who will be eligible to compete for Area prizes at the Open Championships. More information will be available on [www.pcuk.org](http://www.pcuk.org).**

**e) Open Novice Competition - Members may enter the Open Novice Competition at the Area Competition as individuals only. The Open Novice is to be run as an additional section to the Novice competition. Area Competitions may run up to two Open Novice sections if they have more than 20 competitors. If two sections are run, only the 1<sup>st</sup> placed competitor in each section will qualify for the Championships. If 1 section is run the 1<sup>st</sup> and 2<sup>nd</sup> placed competitors will qualify for the Championships.**

#### **40. NUMBERS TO QUALIFY**

##### **b) Intermediate Dressage Championships**

Open to the winning team and winning individual of each section from each Intermediate Area Competition. Where the winning individual is a member of a qualifying team, the qualifying place should be passed down the line.

In addition, where 10 or more teams compete on the day the second team shall qualify and where 16 or more teams compete on the day the third team shall qualify.

**Where 15 or more individuals compete in any section the winner and runner up shall qualify, where 25 or more individuals compete in any section the winner, runner up and third shall qualify.**

##### **c) Novice Dressage Championships**

Team competition – Open to the winning team from each Novice Area Competition. In addition, where **12** or more teams compete on the day the second team shall qualify and where **28** or more teams compete on the day the third shall qualify.

##### **d) Open Novice Dressage Championships**

**Individuals only. Open to the winning individual in each arena (where two arenas are used) from each Open Novice Area Competition. Where only one arena is used the two highest placed individuals will qualify.**

##### **e) Regional Championships**

Open to the top **6** teams from each Regional Championship qualifying class and the first **4** individuals in each section not in one of the qualifying teams.

**Should a team or individual become unable to attend the Regional Championship Final, the qualification can be passed down. The team or individual must inform the Area Representative who can notify the next placed team or individual.**

#### **39. SUBSTITUTIONS**

##### **b) The Championships**

###### **i. Teams:**

add: At least two combinations of horse and rider must be the same as those that started in the qualifying team at the Area Competition – *missed out last year*

#### **44. METHOD OF JUDGING**

..... **two** of the Regional Championship judges shall judge the individual ride off

#### **46. ORDER OF RIDING**

**d) Open, Intermediate, Novice & Regional Championships Ride-off** - to obtain the individual Open/Intermediate/Novice/Regional Championship winner, the highest and second highest-placed competitor in each arena shall ride off against each other before five/three/three/**two** Judges in one arena.

## **SHOW JUMPING**

### **3. DRESS**

e) **Jackets:** A traditional jacket must be worn with a Pony Club tie or a hunting stock. It is permitted to wear a Pony Club stock with any jacket. Jackets may be removed during **warm up** provided the competitor is wearing a shirt. Long sleeves and collars are recommended. As a minimum shoulders must be covered. Competitor numbers should be worn at all times.

### **4. SADDLERY & EQUIPMENT**

f) **Nosebands:** Only one may be worn unless using a Standing Martingale with a combination, kinton, drop noseband or similar in which case the addition of a cavesson is allowed. Nosebands must be correctly fitted and should not cause discomfort. Nosebands must not incorporate chain or rope. Sheepskin nosebands **and Myler combination bits with other similar bit designs that incorporate a rope nosepiece are permitted.**

Nose nets are permitted during competition and warm up. Nose nets must be black, white or brown and cover the nose only leaving the mouth and bit visible.

h) **Reins:** Market Harboroughs and running, draw or check reins of any kind are forbidden. (A running, draw or check rein is one which is attached to the saddle, girth, martingale or breast plate on the horse). **Side reins, balance reins and grass reins are not permitted for competitions.**

i) **Bits:** All synthetic bits must be black, brown or white. **Pelhams must be used with two reins or roundings. Weymouth bits must only be used as part of a double bridle.**

### **30. THE TEAM COMPETITION COMPRISES (BRANCH & CENTRE TEAMS)**

#### **b) COMBINED TEAMS FOR OPEN LEVEL ONLY**

If a Branch/Centre has a Member/Members who are entered as individuals at the Area competition and not included in a Branch/Centre team, they may combine with other Branch/Centre Members to form a team at the Area Competition.

The following rules will apply:

i) Open combined teams can only be put together by the Area Representative and/or Area Organiser via a draw before the Area Competition.

ii) If an Open Combined team is in a qualifying position based on the current rules then they will be eligible to qualify for the Championships and the next placed Branch/Centre team will also qualify.

(c) At Open level only the Area Representative may, after their Area competition, create a new Area Team to compete at the Championships but only if due to force of circumstances the Area cannot fill their qualifying places with Branch/Centre teams or Combined Teams that actually competed at the Area Qualifier. The Area Representative has sole responsibility for creating and arranging such an Area Team but must apply fair and objective (arms-length) criteria when selecting the members. Each Area has the right to enter at least two teams at the Open Championships and this rule is intended to make this possible for all Areas regardless of the results at their Area competition. (To be permitted to use this rule the Area Representative MUST have held a qualifying competition at Open Level in the current year).

**Example 1:** A Branch/Centre team qualifies with 3 members but one member cannot attend the Championships and the Branch/Centre has nobody suitable to substitute. Instead the highest placed individual

member from the Area competition may be substituted to create a combined Area Team.

**Example 2:** A Combined team won the Area competition and a Branch finished second, so both teams qualified but due to lameness neither team had four members who could compete at the Championships. The remaining members of both teams can be combined to create an Area Team at the Championships.

**Example 3:** The only teams competing at the Area were all eliminated for falls and refusals. The best placed four individuals may be combined for an Area Team to compete at the Championships.

### 31.ENTRIES

b) **The Championships:** Entries for competitors who have qualified for the Championships, should be made via the online Entry system no later than 7 days after their Area Competition or the following day if the Area Competition is held on or after **Thursday 2<sup>nd</sup> August 2018**.

A Refund of the Entry Fee (less an admin fee of £3.00) will only be given on production of a Veterinary Certificate or Doctors Note; this will be given up until **Monday 13<sup>th</sup> August 2018**. After this date no refunds will be issued.

ii) Should qualified teams/individuals be unable to compete at the Championships the next competitor/team down may compete providing the substitution is made prior to 12noon: Novice, Intermediate & Open - The Pony Club Office **Monday 13<sup>th</sup> August 2018**. **If a qualified team has less than three members available to compete at the Championships due to withdrawals, the remaining individual/s from the team will be given a place in the Individual Championship Class.**

c) **Regional Championships:** refer to the relevant Championship venue schedule for entry details. **Should qualified teams/individuals be unable to compete at the Championships the next competitor/team down may compete providing the substitution is made before the start of the competition or any earlier deadline set by the organisers. If a qualified team has less than three members available to compete at the Championships due to withdrawals, the remaining individual/s from the team will be allowed to compete as individuals.**

### 32.SUBSTITUTIONS

b) **The Championships & Regional Championships:** No substitutions may be made of horses or riders except in cases of illness, lameness or other unavoidable circumstances which must be certified by the District Commissioner or his appointed Representative. In such a case:

i) Teams:

- Members and/or horses may be substituted, but at least 2 combinations of horse and rider must be the same as those that started in the qualifying team at the Area Competition.
- If a horse has to be substituted an alternative rider may be nominated.
- If a rider has to be substituted an alternative horse may be nominated.
- If a team of three qualifies for the Championships, then a fourth team member may be entered at the Championships, as long as both the horse and rider are eligible.
- **Substitutions of rider for Open Combined teams are only permitted if the replacement rider competed at the Area Open qualifier and completed both rounds of jumping without elimination, retirement or disqualification. (Moved to stop confusion)**

ii) Individuals

- A substitute horse may be entered but not a substitute rider.

### 35.COURSE DIMENSIONS

e) **REGIONAL CHAMPIONSHIPS & QUALIFIERS**

Area: First Round - 0.80m

Second Round - 0.80m with two single fences at 85cm.

There is to be a minimum of 10 fences and the course must not exceed 450m at a speed of **300 325mpm**.

The first part of the course in the first round should be lower than the maximum height.

No oxer may be wider than it is high.

In the first round there is to be no double or treble combination, only single fences.

In the second round there is to be one double combination consisting of two uprights **or an oxer to upright** on two non-jumping strides no more than 80cm high.

For all Pony Club jumping related distances must be on at least four strides.

All distances should be suitable for horses.

Water trays are not to be used.

Regional Championships: ~~First Round - 0.80m~~

~~Second Round – 0.85m with two single fences at 90cm.~~

There is to be a minimum of 10 fences and the course must not exceed 450m at a speed of **300 325mpm**.

First Round - 80cm - **2 single fences may be 85cm**

**In the first round there is to be one double combinations consisting of two uprights or an oxer to upright on two non-jumping strides no more than 80cm high**

**Second Round - 85 cm - 2 single fences may be 90cm.**

**In the second round there is to be one or two double combinations consisting of two uprights or an oxer to upright on two non-jumping strides no more than 85cm high.**

**No oxer may be wider than it is high. All distances should be suitable for horses.**

**Water trays may be used in the 2nd round under an upright but must not be more than 60 cm wide front to back and must be placed centrally underneath the poles, with no more than 30cm extending out in front of the jump.**

### **36.METHOD OF JUDGING - Team Competition**

**Open, Intermediate, Novice & Regional Championships**

Add to c)

**Regional Championships only: at Area level and at the discretion of the organisers the second round may be run as a single phase. Each competitor's score for the second round will be the total of their faults from both phases of the second round. In the event of equality for first place or qualifying places the time taken in the second phase of the second round will be used to decide the results and there will not be a jump off. If this method is used then any ties for minor placings will also be decided by the time taken in the second phase of the second round.**

### **37. METHOD OF JUDGING - Individual Competition**

**Open, Intermediate Novice & Regional Championships**

Only in exceptional circumstances and with the express permission of the Chairman of Show Jumping will a change of format/competition be considered at Area Competitions.

a) The scores for all competitors in the Team Competitions automatically count for this competition. In addition Branches may enter individuals irrespective of whether they have entered a team or not. The individual competitors who are NOT in a team will jump their round after the Team Members have jumped. Faults from the first round will be carried forward to the second round. If there is no clear winner those competitors placed equal-first after the two rounds will qualify for the jump-off which will be against the clock. **(For Regional Championships see rule 36c).**

b) In the event of there also being equality after the second round for a team qualifying place, the teams will jump-off first followed by any other team member and/or individual who according to faults over the two rounds is placed first equal in the individual competition. **(For Regional Championships see rule 36c).**

All qualifying places will be decided by total faults in the two rounds or if necessary by time and faults in the jump off. In the event of a tie for non-qualifying places time in the second round will decide. **(For Regional Championships see rule 36c).**

**Note: If a competitor is in a qualifying position for both their team and an individual place they will only jump off once.**

### **38.NUMBERS TO QUALIFY**

a) **TEAMS**

**OPEN** - The ~~Winning team~~ **top two teams** shall qualify.

~~8-6~~ or more teams compete on the day = ~~2-3~~ teams qualify.

~~12-10~~ teams compete on the day = ~~3-4~~ teams qualify.

**INTERMEDIATE** - The Winning team shall qualify.

**44 6** or more teams compete on the day = 2 teams qualify.

**20 12** or more teams compete on the day = 3 teams qualify.

**NOVICE** - The Winning team shall qualify.

**12—24 6 or more** teams competing on the day = 2 teams qualify.

**25 12 or more** or more teams competing on the day = 3 teams qualify.

**25 or more or more teams competing on the day = 4 teams qualify.**

**REGIONAL CHAMPIONSHIPS - The top 8 6 teams will qualify**

b) **INDIVIDUALS**

**Open** - The first 4 placed individual competitors will qualify.

**Intermediate** - The first 4 placed individual competitors will qualify.

N.B. The same combination of horse and rider may qualify for both the Team and Individual competitions as these are two separate competitions at the Championships. This applies to both the Open & Intermediate levels only.

~~**Novice** - The first four individuals NOT in one of the qualifying teams for the Novice Championships.~~

**The first four eligible individuals (see rule 29) NOT in one of the qualifying teams for the Novice Championships.**

**Open Novice – Any rider who finishes in the first four of the individuals who are NOT in one of the qualifying teams for the Championships but who is not eligible for the Novice Championships (see rule 29) will qualify for the Open Novice Individual Championships. In this case the qualification place for the Novice Championships will pass down the line to the next eligible member.**

**Regional Championships - the first 8 16 individuals not in one of the qualifying teams.**

The Show Jumping Committee may from time to time at their absolute discretion invite additional entries to the Championships at all levels.

**NEW RULES**

1. **Amend table of heights on page 26 - Regional Championships – to match wording above.**
2. **A new table of BS class heights will be added to the rule book to avoid confusion over eligibility - The Committee agreed a new table would be beneficial.**
3. **Add this into Rule 30 section about combined teams after the bold paragraph that says “The following rules will apply”**

**“(c) At Open level only the Area Representative may, after their Area competition, create a new Area Team to compete at the Championships but only if due to force of circumstances the Area cannot fill their qualifying places with Branch/Centre teams or Combined Teams that actually competed at the Area Qualifier. The Area Representative has sole responsibility for creating and arranging such an Area Team but must apply fair and objective (arms-length) criteria when selecting the members. Each Area has the right to enter at least one team at the Open Championships and this rule is intended to make this possible for all Areas regardless of the results at their Area competition.**

**Example 1: A Branch/Centre team qualifies with 3 members but one member cannot attend the Championships and the Branch/Centre has nobody suitable to substitute. Instead the highest placed individual member from the Area competition may be substituted to create a combined Area Team.**

**Example 2: A Combined team won the Area competition and a Branch finished second, so both teams qualified but due to lameness neither team had four members who could compete at the Championships. The remaining members of both teams can be combined to create an Area Team at the Championships.**

**Example 3: The only teams competing at the Area were all eliminated for falls and refusals. The best placed four individuals may be combined for an Area Team to compete at The Championships.**

**d) Open Area Teams – After the Open Area Competition the Area Representative may form an Area Team who will be eligible to compete for Area prizes at the Open Championships. More information will be available on [www.pcuk.org](http://www.pcuk.org).**

## EVENTING

### Objectives

Every eventuality cannot be provided for in these Rules, and where a rule is not covered the British Eventing Rule Book should be consulted.

### 2. Levels of Competition

CROSS COUNTRY	PC70	PC80	PC90	PC100	PC110
Length of course	Up to 1,800m	Up to <b>2,000m</b>	1,600 - 2,800m*	1,600 - 2,800m*	1,600 - 2,800m*
Speed	435mpm	435mpm	450mpm	475mpm	520mpm
Obstacles No. of Jumping efforts	Up to 25	16-25	18-25*	18-25*	18-25*
Max height	0.70m	0.80m	0.90m	1.00m	1.10m
with height & spread (Max spread - highest point)	0.75m	0.90m	1.00m	1.10m	1.40m**
with height & spread (Max spread - base)	1.00m	1.00m	1.50m	1.80m	2.10m
With spread only (Max spread without height)	0.90m	1.00m	1.20m	1.40m	1.60m
Drop fences Max drop	0.80m	0.95m	1.20m	1.40m	1.60m
Jump into & out of water Max depth of water	0.20m	0.20m	0.20m	0.20m	0.30m

### 8e) Electronic Devices

Electronic devices (i.e. headphones, mobile phones etc. enabling another person to communicate with the rider) are not allowed whilst the rider is competing.

No recording device is permitted (e.g. head / bridle cameras etc.)

**Stop watches are allowed to be worn at PC90, PC100 and PC110 Levels (See also Rule 31g Pace & Speed).**

**9a i) Bridles** – Plain black or brown bridles only may be used. For safety reasons, leather bridles are recommended. The Micklem Multibridle is permitted **without bit clips**.

### 31g) g) Pace & Speed

Throughout the event, competitors are free to choose the pace at which they ride. They should, however, always take account of the requirements of each phase, the prevailing conditions and terrain, the fitness and ability of themselves and their horse and all other factors which may be relevant to the welfare of both horse and rider. On the cross country course, they must also have regard to and respect the class speed, the optimum and 'too fast' times.

**Deliberately slowing down near the end of the course to avoid time penalties is likely to incur a disciplinary sanction (see 31h).**

At PC90 the Optimum Time for completing the course is calculated on a speed of 450mpm, at PC100 it is calculated on a speed of 475mpm, at PC110 it is 520mpm. Exceeding the Optimum Time in PC90, PC100 and



PC110 incurs 0.4 penalty points for every commenced second over the Optimum Time up to the Time Limit, which is twice the Optimum Time.

At PC70 and PC80 competitions an Optimum Time based on a speed of 435mpm will be used. No time penalties will be awarded for going too slowly.

Penalties will also be awarded in each case for going too fast. At all levels (PC70, PC80, PC90, PC100 & PC110) completing the course in less than 15 seconds under the Optimum Time incurs 0.4 penalties for every second commenced.

**31 h) Penalties**

First refusal, run-out or circle of horse at obstacle	20 penalties
Second refusal, run-out or circle at same obstacle	40 penalties
Third refusal, run-out or circle at same obstacle	Elimination
Jumping the Alternative 'L' Obstacle	15 penalties
(The above penalty points are cumulative)	
Four refusals around the course*	Elimination
Fall of horse	Elimination
First fall of competitor	65 penalties
Second fall of competitor	Elimination
Error of Course not rectified	Elimination
Omission of obstacle or boundary flag	Elimination
Horse trapped in obstacle	Elimination
Jumping obstacle in wrong order	Elimination
Re-taking, in whatever direction, an obstacle already jumped	Elimination
Jumping fence marked with crossed flags	Elimination
Horse resisting rider for 60 consecutive seconds anywhere on the course, including after being given the signal to start	Elimination
Every commenced period of 1 sec in excess of the Optimum Time (PC90, PC100 & PC Open)	0.4 penalties
For every second in excess of 15 seconds under the Optimum Time (PC70, PC80, PC90, PC100 & PC110)	0.4 penalties
Exceeding the Time Limit (twice the Optimum Time)	Elimination
<b>Deliberately slowing down near the end of the course</b>	<b>10 penalties</b>
Continuing the course without a hat, or with chinstrap undone.	Elimination

A competitor who deliberately starts before the Starter's signal or who canters through the Start will be subject to Discretionary Elimination by the Official Steward.

\*Competitors at PC70 & PC80 only may sometimes be allowed to continue after the fourth cumulative refusal at the discretion of the Official Steward.

PC70 & PC80 competitors receive no time penalties for being too slow.

**31 i iii) Run-out** - A horse is considered to have run out if it avoids an obstacle to be jumped and runs out to one side or the other. **A horse will be considered to have cleared a fence when the head, neck and both shoulders of the horse pass between the extremities of the element or obstacle as flagged.**

**31 i vii) Knocking down a fence flag** - There is no penalty for knocking down a fence (boundary) flag. But if in the process the horse's head and shoulders pass the wrong side of the flag, i.e. to the left of the white or to the right of the red, the competitor must retake the fence and shall be debited the penalties for the run-out(s). Competitors may ask if they have to re-take the fence, and the fence Judge is obliged to tell them. This is not considered 'forbidden assistance'. **Flags do not have to be replaced by Fence Judges but riders may request that flags are replaced. The time will not be stopped for competitors during replacement of a flag.**

**33i)**

	<b>Teams</b>	<b>Individuals</b>
<b>PC110</b>	Winning team qualifies automatically. 2 <sup>nd</sup> team qualifies if 6 or more teams compete	The winner of each section qualifies automatically 2 <sup>nd</sup> in section qualifies if 12 or more competed in that

	3 <sup>rd</sup> team qualifies if 12 or more teams compete	<p>section</p> <p>3<sup>rd</sup> in section qualifies if 18 or more competed in that section</p> <p>4<sup>th</sup> in section qualifies if 25 or more competed in that section</p> <p><b>Individuals with Double Clear results (not including time penalties) and a dressage score of 50% or less will also receive an invitation</b></p>
<b>PC100</b>	<p>Winning team qualifies automatically</p> <p>2<sup>nd</sup> team qualifies if 6 or more teams compete</p> <p>3<sup>rd</sup> team qualifies if 12 or more teams compete</p>	<p>The winner of each section qualifies automatically</p> <p>2<sup>nd</sup> in section qualifies if 12 or more competed in that section</p> <p>3<sup>rd</sup> in section qualifies if 18 or more competed in that section</p> <p>4<sup>th</sup> in section qualifies if 25 or more competed in that section</p>
<b>PC90</b>	<p>Winning team qualifies automatically</p> <p>2<sup>nd</sup> team qualifies if 12 - 24 teams compete</p> <p>3<sup>rd</sup> team qualifies if 25 or more teams compete</p> <p>4<sup>th</sup> team qualifies if 30 or more teams compete</p>	<p>The winner of each section qualifies automatically</p> <p>If two sections are run the 1<sup>st</sup> and 2<sup>nd</sup> place qualify</p> <p>If one section is run the 1<sup>st</sup> to 4<sup>th</sup> places qualify</p>

Individual Competitions are open to all competitors in the Team Competitions, whose scores are automatically counted for this competition. In addition, all Branches are entitled to enter extra individual Members regardless of the number of teams they enter.

**There will be no extra invitations to the Championships.**

N.B. All team members qualifying for the PC Open, PC 100 and PC 90 Championships must have completed the Cross Country phase at the Area Competition. If a rider is technically eliminated in the Dressage or Show Jumping phases, they should be allowed to complete the competition with the approval of the Official Steward.

All individual qualifiers for the Open, Intermediate and Novice Championships must have achieved a Cross Country round with no jumping penalties at the Area competition.

In the case of equality in qualifying for the Championships, all parties concerned shall qualify. (See Rule 4).

**33ii)**

If a Branch has a Member(s) who are not included in a team, they may combine with another Branch in a similar situation to compete at the Area Competitions. Only PC110 Combined Teams are eligible to qualify for the Championships. Combined teams will affect the number to qualify for the Championships. Combined Teams at the Area Competition must be declared before the start of the competition or they will not count towards the number to qualify. **If a combined team is in a qualifying position they will be eligible to qualify for the championships and the next placed Branch/Centre team will also qualify.**

**33iii) PC110 EVENTING - TEAM AND INDIVIDUAL CHAMPIONSHIPS**

Members **are** not required to qualify through the Area Competitions but ALL PC110 entries would have to be **verified** by the Branch DC/Centre Proprietor. **Branch/Centre** teams and individuals **may enter providing** the Member(s) **meets** the following criteria:

Horse and rider combinations must have completed 4 competitions at BE Novice or above or PC110 level (with verifiable results) **between the 23<sup>rd</sup> August 2017 and 31<sup>st</sup> July 2018**, with no more than 12 jumping penalties in the show jumping phase and zero jumping penalties in the cross country phase. BE competitions will count as 1 result and PC110 competitions would count as 2 results. **Entries via this route close on 1<sup>st</sup> August 2018.**

Branch teams can comprise of a mix of qualification routes i.e. two individuals from the Area competition and two individuals who qualified at the Area competition and two individuals qualifying from the results route.

Branches/Centres can substitute members who have qualified via the results route into a team who qualified at the Area competition but the substituted rider would no longer be eligible for the championships as per rule 38 of the Eventing rule book.

### **33iv) OPEN PC90 COMPETITIONS**

Members may enter the Open PC90 Competition at the Area Qualifier as individuals only.

The Open PC90 is to be run as an additional section to the PC90 competition. Area Qualifying competitions may run up to 2 Open PC90 sections if they have more than 20 competitors. If 2 sections are run, only the 1<sup>st</sup> placed competitor in each section will qualify for the Championships. If 1 section is run the 1<sup>st</sup> and 2<sup>nd</sup> placed competitors will qualify for the Championships.

### **33v) PC110 AREA TEAMS**

After the PC110 Area Competition the Area Representative may form an Area Team who will be eligible to compete for Area prizes at the PC110 Championships. More information will be available on [www.pcuk.org](http://www.pcuk.org).

## **42 ELITE EVENTING AT THE PONY CLUB CHAMPIONSHIPS**

~~Competition to be run under Pony Club Eventing rules 2017~~

### ~~ELIGIBILITY - RIDER~~

~~Riders must be 12 years old or above as of 1st January 2017. Riders must have been Members of The Pony Club since at least 28th February in the current year except for Members who are completely new to The Pony Club, who may have joined up until 31st March and still be eligible. Riders may only ride a maximum of two horses/ponies, stating a first and second preference should entries go to ballot.~~

### ~~ELIGIBILITY - HORSE~~

~~Open to any Grade of British Eventing/Eventing Ireland registered or non-registered horse or pony 14hh (142cm) or above.~~

### ~~MINIMUM ELIGIBILITY REQUIREMENT~~

~~Combination of horse and rider must have completed at least one BE Intermediate Novice or above (with a clear cross country and no more than 8 Show Jumping penalties) in the current calendar year.~~

### ~~COMPETITION FORMAT~~

~~Dressage: BE Intermediate 118 (Long Arena Test)~~

~~Show Jumping: As per Intermediate Novice height - max 1.20m. Max spread 1.50m at highest point, Base spread 2.10m. One upright and one ascending spread at max height all others not exceed 1.15m;~~

~~Cross Country: As per Pony Club Open course~~

### ~~ENTRIES~~

~~Entries taken using online entries system closing date for entries is Tuesday 1st August.~~

## **43 REGIONAL CHAMPIONSHIPS - Qualifications & Substitutions**

Regional Championships will be run in line with Eventing rules 2018 unless different below. These are in addition to the eligibility for competitors and horses (rule 32).

- i) Open to the top 6 teams from each Regional Championships Qualifying Competition and the first 4 individuals in each section that are not in a qualifying team.
- ii) Members must meet the minimum eligibility requirement of no more than 12 Jumping penalties in the Show Jumping phase and 40 Jumping penalties in the cross country phase.

iii) **Should a team or individual become unable to attend the Regional Championship Final, the qualification can be passed down. The team or individual must inform the Area Representative who can notify the next placed team or individual.**

iv) Substitutions within a team are allowed but the replacement competitor must have completed the Area competition with the minimum eligibility requirement. Substitutions are made at the D.C.'s discretion.

## **MOUNTED GAMES**

### **1. TEAMS**

c) Four or Five ponies, at least 4 yrs old and not exceeding ~~147~~**148** cm which must have been regularly ridden at a minimum of 3 working rallies of that Branch by a Member of that Branch since 1st July of the previous year and one of which must have been since 1st December of the previous year.

### **2. ENTRIES**

Each Branch will also nominate two experienced Line Stewards per Team who will officiate at the Area Competitions. A form for these nominations will be sent by the Organiser to Team Trainers together with Area Competition details. On completion, the form must be returned to the Organiser. See also Instructions for Line Stewards - APPENDIX F.

Branches withdrawing from Area Competitions after entering must inform the Organiser not less than 48 hours prior to the competition. ~~See also Instructions for Line Stewards – APPENDIX F.~~ If later than this their entry fee may be retained by the Organising Branch.

**Branches withdrawing from Zones/Championships after entering must inform the Pony Club Office not less than one week prior to the competition or their entry fee may be retained by the Office.**

#### **COMBINED TEAMS**

A Branch/**Centre** unable to raise a complete team may combine with other Branches/Centres **from within their Area**. The combined team will compete as a single team, scoring points, qualifying for finals and overall placings. The combined team cannot qualify for the Zone Final, but their inclusion in the Area Competition will contribute to the overall number of qualifying teams from Area to Zone. **Combined Teams may not include members currently serving a 14 month ban.** Members may only combine with the permission of their D.C's and Area Representative. Teams must have practised together **at least once** ~~minimum of three times~~ before the Area competition and the Area Competition Entry Form must be fully completed naming the Team Trainer and D.C./Representative with overall responsibility for the Combined team.

### **15.DRESS**

a) **Jodhpurs:** Riders must wear cream or beige jodhpurs or breeches (white or dark coloured jodhpurs are not allowed). **Belts may be worn.**

### **18.SADDLERY**

**Reins:** For safety reasons, knotted reins ~~must~~ **should** be attached to the bit by a leather buckle or billet.

Large loops of rein behind the knot are not safe, this can be avoided by undoing the buckle or by taping the looped reins together. Rope/bridge/ **Market Harborough/ balance support reins are not permitted.**

**Page 53- Add all organisers are to inform the Pony Club Office if inviting Pony Club Teams**

**Take out Sportsmark info from Rule Book**

## **NEW Pony Club Pairs Competition 2018**

### **RULES**

- **Members must have attained their 11<sup>th</sup> birthday by the beginning of the current calendar year and must not have attained their 19<sup>th</sup> birthday by the beginning of the current calendar year.**
- **Members must be from the same Branch/Centre**
- **Pairs Members may not be substituted at any stage of the competition. Ponies may be changed between Area Meetings, Zone Finals and The Pony Club Championships.**
- **Height/Weight rules as per the team competitions will apply. NB There is no upper rider weight limit, however, the Mounted Games Committee will monitor riders and ponies and will have the discretion to disqualify any rider considered to be unsuitably mounted.**
- **All General Rules will apply where applicable.**

- All heats will be scored with no finals.
- Final results will be decided by overall total of points scored from heats.
- Drawn Order, where more than 7 pairs are entered, heats will be run and scored with the winning pair scoring the same number of points as the number of pairs competing in the largest heat.

#### **Qualifiers (Area Competitions)**

- Where 18 or more pairs compete on the day 6 pairs will qualify
- Where 15 - 17 pairs compete on the day 5 pairs will qualify
- Where 11 - 14 pairs compete on the day 4 pairs will qualify
- Where 8 - 10 pairs compete on the day 3 pairs will qualify
- Where fewer than 8 pairs compete, 2 pairs will qualify
- Depending on the number of pairs teams competing at Area Competitions additional qualifying places may be allocated to make up the number competing at Zone Finals at the discretion of the Mounted Games Committee.

#### **Notes for Pairs Competitions**

- Pairs Qualify from Area to Zone to Championships
- Pairs final will be on the same day as the Intermediate/International Competition at the Championships
- The games rules will follow the Area/Zone/ Championship rules adapted to suit pairs. Races which cannot be adapted will be substituted
- Standard Declaration Forms
- Standard Tack Check

#### **RE-INSTATED RULES**

##### **ACTION AFTER A FALL**

a) Any competitor who has a serious fall or injury anywhere at the competition site should see the medical personnel on the day and be passed fit to ride before riding that horse in a further test or before riding any other horse.

b) If a rider appears seriously injured (e.g. unconscious) the Official Steward has the discretion to stop the race. He will do this by blowing his whistle and all Line Stewards will raise their boards in response. When a race is stopped through injury it will be re-run; the team involved or the team of the fallen rider may not re-run. Any team that has completed the race prior to the incident will retain their final placing. Any team who has not completed will re-run.

#### **GUIDELINES FOR JUNIOR/NOVICE PONY CLUB MOUNTED GAMES COMPETITIONS**

These competitions are envisaged as a preliminary step for children wishing to compete at Area Pony Club Mounted Games. The spirit of the novice games is about encouraging children to take part and achieve, with suitable support and simplified races. This may be organised as a lead rein competition and children that are managing novice games competently will progress quickly into Junior/PP Cup mounted games teams. The aim is safe, encouraging fun!

Novice level competitions can be run very successfully as part of Branch friendly competitions using the same arena and equipment. To help children start to learn mounted games rules, competitions should be run according to The Pony Club Mounted Games rulebook, with some additional guidelines: N.B. This competition is not for Leaders but for Members learning the skills and rules of Pony Club Games

1. Ponies may be ridden in any normal riding bit with a single rein, excluding English gags and bitless bridles (grass reins may be used)
2. Trainers are allowed to be with their team and talk the Members through the races.
3. Ponies may be led, but help may only be given by the leader for safety reasons.
4. A leader may leg up children too small to mount.
5. Children should correct their errors, dismounting if necessary, but may be helped to remount.
6. The safety of the children and ponies is paramount and it is the responsibility of the trainers and D.C's to ensure that children are suitably mounted.
7. It is recommended that heats are scored according to placings rather than heats and finals.
8. Members who are confidently competing at novice level should be encouraged to compete at Area Competitions (Junior/PP Cup)
9. Entry Fees to be kept by the organising Branch.

## **ENDURANCE**

### **4. DRESS**

n) **Medical Arm/ Leg bands** - It is **compulsory** for all Pony Club Members to wear a medical **armband** when participating in an Endurance Ride. Any Pony Club Member seen riding without one will be disqualified. **These must be worn on the rider's arm or the shoulder protector/pad of the body protector.** It must contain the rider's details where indicated on the card.

### **20. QUALIFYING FOR THE CHAMPIONSHIPS**

These rides must have been achieved since **1<sup>st</sup> October 2017**. It is quite permissible for Branches to run their own qualifying rides and employ their own vet, use an approved Pony Club Official or responsible adult.

a) ~~For Level 1 & 2 the Grassroots competition of a distance between 10-20km, no qualification rides need to be completed.~~

**To qualify for the Grassroots Competition horse and rider must have successfully completed one ride between 10 and 20km at a speed of 12kph or below.**

~~Members qualifying at one level may not downgrade to a lower level at the Championships. But once your entry and copy of your Mastercard have been sent into the Pony Club Office it is permissible to compete at longer rides to gain experience for the more demanding distances of the Championships.~~

### **22. CHAMPIONSHIP SECTIONS & INFORMATION**

Senior Individual: Qualified at the appropriate level (Novice, Intermediate or Open).

Junior Individual: Qualified at the appropriate level. (Novice, Intermediate or Open). All Juniors must be escorted by an adult (18 years or over) with a maximum of four children to one adult.

**Teams: Teams made up of 3 - 6 Members from all levels (Novice, Intermediate or Open) and ages. The best 3 scores to count. ~~There will be a points bonus for those doing the longer rides.~~ If there are insufficient members to make up a Branch team then Area teams may be formed. Team members will also be eligible for the individual awards. All Juniors must be escorted by an Adult.**

**Entries: Preliminary entries must be made online through the Pony Club website up to 3 weeks before the Championships.**

**For Open, Intermediate, Novice & Grassroots:: Competitors must submit a copy of their Pony Club Mastercard to show the sufficient rides of the correct distance and speed have been achieved.**

**A further full entry will need to be completed nearer to the date of the competition. Details of this will published when available.**

**If members wish to compete in longer distance rides before the Championship this will not affect their original submitted qualification.**

~~Except for the Junior Championships, no adult escorts will be permitted.~~

~~Branches/Centres whose Members have qualified for the Championships must declare their entries, with entry fees, to the Pony Club, via the online entry system as soon as possible after their qualification.~~

~~There is no start fee charged.~~

~~A refund of the Entry Fee (less an Admin Fee of £3.00) will only be given on production of a Veterinary Certificate or a Doctor's note. This will be given up until one week before the Championships. After this date no refunds will be issued.~~

### **22. CHAMPIONSHIP SECTIONS & INFORMATION**

Take out the top line of the table saying 1\* 10-15 (+/- 5%)

2\* 15-25 (+/- 5%)

## 25. ENTERING EGB, SERC or ILDRA RIDES

Pony Club members doing an EGB ride need to become an Endurance GB Club Member (free of charge). This will allow you to enter on line and be automatically entered for the Pony Club Endurance Points League. Open the Endurance GB website > Home page > Joining > PC membership. **2017 was the first year we used the PC Endurance Points League. In 2018 we will continue the leagues with the addition of a Grassroots class that will be 19km or less, the Novice will be changing from 20km to 29km, the Intermediate will be from 30km to 50km leaving the Open at 51km or above.** For further details check the Pony Club website.

### PERFORMANCE FORMULAS

#### ~~APPENDIX A - PERFORMANCE FORMULA~~

~~The Performance Formula should be worked out as points:~~

$$\text{POINTS} = \frac{(2 \times \text{Speed} - 8) \times 100}{\text{Heart Rate}}$$

~~The rider with the highest points wins. A ready reckoner can be downloaded from the Pony Club website.~~

~~Teams at the Championship will also occur a points bonus for those doing the longer rides.~~

#### APPENDIX A B - GRASSROOTS PONY CLUB PERFORMANCE FORMULA

The Performance Formula should be worked out as Points:

$$\text{POINTS} = \frac{(2 \times \text{Speed} - 5) \times 100}{\text{Heart Rate}}$$

#### Additional

Some of our rules need date changes from 2017 to 2018.

~~Junior and Senior will be taken out where appropriate.~~

Grassroots Level 1 & 2 will now be Grassroots as a whole.

## POLO

### 2.4 ELIGIBILITY OF PLAYERS

b) District Commissioners must certify that all players are paid up members of The Pony Club. Players must have been members of the Pony Club since at least 28<sup>th</sup> February in the current year except for members who are completely new to the Pony Club, who may join up until 31<sup>st</sup> March and still be eligible for qualifiers and the championships. Players in Gannon, Langford **and Rendell** may join or rejoin up to 31<sup>st</sup> May.

**g) Novice players in their first year of Pony Club Polo may be allowed to play in a Section below their age group at the discretion of the Section Manager.**

### 3.1 GANNON

**e) Umpire add:** Teams are expected to provide umpire ponies for either their match or the one preceding or following.

### 3.2 RENDELL

a) General – one chukka matches for players of 16 years and over and under 21 on 1<sup>st</sup> January of the current year. **Players under the min age can play at the discretion of the section manager; they will be expected to have played at least one year of LOR or equivalent schools competitions.**

**g) Final year LOR players may play REN as well subject to satisfying both section managers that they will not play the same pony in both sections. NB: in 2018, LOR and REN will be played on the same day.**

### 3.3 LANGFORD

**e) Umpire add:** Teams are expected to provide umpire ponies for either their match or the one preceding or proceeding.

### 3.4 LORINER

g) Final year LOR players may play REN as well subject to satisfying both section managers that they will not play the same pony in both sections. NB: in 2018, LOR and REN will be played on the same day

### 3.5 HANDLEY CROSS

b) Handicaps – Matches are open. Maximum individual handicap is -2 and -2 players must play for their own Branch.

c) Pony Restrictions

i. Ponies must be 148cm (14.2h) or under and be genuine all round Pony Club ponies that have regularly attended non-polo rallies in the previous 12 months. No polo ponies may be played i.e. **ponies may not have played competitive polo under an adult (over 18).**

### 3.6 JORROCKS

f)..... JOR teams must play at least **one** of the qualifiers in order to play at the Championships. (*Missed out of 2017 rule book edit*)

## POLOCROSSE

### 3. SADDLERY

a) **Saddles** – Stock saddles are by no means required, but may be used (without a roping horn) in the Junior, Open and Championships classes. Open ended stirrup bars are recommended, with any safety clips in the down position, but if stirrup leathers are attached permanently to the tree then caged stirrups ~~must be used~~ are recommended.

b) **Stirrups** - should be of the correct size to suit the rider's boots and should have 7mm (1/4") clearance on either side of the boot. Anyone found using incorrect stirrups will not be allowed to play.

i. ~~Safety Stirrups There is no mandatory rule regarding safety stirrups, but if they are used, the Australian type are recommended. Safety Stirrups (Peacock) Peacock stirrups with rubber band or leather strap will no longer be~~ are not allowed.



Peacock Stirrups (Not Allowed)

## 16. ELIGIBILITY

### c) Ponies

Ponies - must have genuinely participated at a minimum of three working rallies since 1st of July in the previous year, one of which must have been in the current year, with a Member of The Pony Club. Attendance at camp counts as one working rally. Rallies must be advertised at least seven days prior to the date of the rally.

**Dispensation may be granted for cases where players hire or have multiple ponies, or in cases of lameness or other unavoidable circumstances – requests must be made in writing to [pxchairman@pcuk.org](mailto:pxchairman@pcuk.org).**

Ponies must be ~~serviceably~~ sound and in good condition, well shod or with their feet properly dressed. They must not kick or show **dangerous** vices. They must be at least **four** years old for open tournaments. No stallions are allowed.

**Any horse deemed by the umpires or other relevant officials to show a dangerous vice (including being out of control) will be sent off the field of play and will not be allowed to play any further part in the tournament.**

A player is allowed only one pony in a class. A substitute pony can only be used in the event of lameness or accident and with the permission of the Chief umpire.



## **PONY RACING**

### **Rule 4 - Saddlery**

Proposed New Wording:

- c) Stirrup irons should be of the correct size to suit the rider's boots and must have 7mm (1/4") clearance on either side. Boots and stirrups with interlocking treads are not permitted, nor are the boots or treads individually.

Only racing boots (with a well defined cut heel) can be worn with racing irons or jodhpur boots/riding boots with safety stirrup irons may be worn. ~~If racing boots are worn they MUST have a smooth, thin sole and well defined cut heel (minimum 5mm).~~

### **Rule 5 – Dress**

Current wording:

Proposed New Wording: (Merge points i) & ii)

- b) i) Only Racing Boots (with a well defined cut heel) may be worn with racing iron. All racing boots **MUST** have a smooth, thin sole and well defined cut heel (minimum 5mm).

If jodhpur/riding boots are worn they must have a smooth, thin sole and well defined square cut heel.

All stirrup irons should be of the correct size to suit the rider's boots.

They must have 7mm (1/4") clearance on either side of the boot.

*Picture of Boot will remain*

## **TETRATHLON**

**Amendment 1.** Delete rule 62 and replace with:

The standard distances for which a score of 1000 points is awarded are shown below. At all levels of competition, 3 points per metre are added/subtracted for each metre over/under the standard.

Open Boys – (4 minutes)	280 metres
Open Girls & Intermediate Boys and Girls – (3 Minutes)	225 metres
Junior Boys and Girls – (3 Minutes)	185 metres
Minimus Boys and Girls – (2 Minutes)	125 metres
Tadpole Boys and Girls – (2 Minutes)	125 metres
Beanies Boys and Girls – (2 Minutes)	125 metres

**Amendment 2.** Delete rule 49 and replace with:

The standard times for which a score of 1000 points is awarded are shown below. At all levels of competition, 3 points per second are added/subtracted for each second under/over the standard. The Open Boys deduction reduces to 1 point per second after 13 Minutes 16 seconds.

Open Boys – (3,000 metres)	10 minutes 30 seconds
Open & Intermediate Girls – (1,500 metres)	5 minutes 20 seconds
Intermediate Boys – (2,000 metres)	7 minutes 0 seconds
Junior Boys and Girls – (1,500 metres)	5 minutes 40 seconds
Minimus Boys and Girls – (1,000 metres)	4 minutes 0 seconds
Tadpole Boys and Girls – (1,000 metres)	4 minutes 0 seconds
Beanies Boys and Girls – (500 metres)	2 minutes 0 seconds

**Amendment 3.** Delete rule 26e and replace with:

Gate and Slip Rail

If the gate and slip rail are not in an existing fence, a length of fencing must be constructed, extending about 3 metres (or more) on either side. The gate should open in one direction only. The slip rail will be between 91cm and 1.22m high. There will also be a lower rail, to be negotiated (dismounted) without taking it down, about 30cm high. A mounting block should be provided for optional use without penalty by all competitors. It should be fit for purpose, sturdy and structurally stable, and checked regularly by fence judges to ensure it remains in a consistently safe and stable condition. Should a hay or straw bale be utilised, spare bales should be available on site to replace a bale that is losing its structure.

**Amendment 4.** Delete rule 50e and replace with:

Protective or prescription glasses are recommended at all levels and are mandatory for shooting at 7 metres. Any type of sound producing or communication system is prohibited. Sound reducing devices (ear defenders or ear plugs), visors, caps, eye patches, corrective lenses or filters may be worn.

**Amendment 5.** Delete rule 29a and replace with:

**SPEED**

The time allowed for completing the course is calculated on a speed of 475m per minute for Open and Intermediate and 450m per minute for Junior Tetrathlon, plus a total of 60 seconds to allow for the gate and slip rail. Minimus courses and below shall not be timed. There is no time limit and ties are not decided by the fastest time nor by proximity to the time allowed.

Amend table in rule 27 accordingly.

**Amendment 6.** Delete rule 67.f and replace with:

**Mixed Gender Teams**

Whilst preference should be given to fielding Boys or Girls teams, a Branch/Centre may field a Mixed Gender team of three or four Members at any level. The over-riding justification for entering a Mixed Team should be to maximise the number of Branch/Centre members able to compete as members of a team. Mixed Teams cannot consist of more than two of each gender, and members may not be a part of any other team. Mixed Teams may qualify for the Championships at their Area competition.

**Amendment 7.** Delete rule 1g and replace with:

**Competitions for Younger Members**

Branches and Centres are encouraged to run events to introduce young Members to Tetrathlon. No person under the age of 8 (on the day of the competition) may shoot at a Pony Club event, including postal pistol shoots. The levels of competition defined in the table below are advisory only. Ages are taken on 1<sup>st</sup> January in the current calendar year.

<b>Minimus</b>	- For Members aged 11 and under
<b>Tadpoles</b>	- For members aged 9 and under
<b>Beanies</b>	- For members aged 7 and under

**Amendment 8.** – Delete rule 20 and replace with:

**OVERALL SCORE**

Competitors score points according to their performance in each phase. In the Run and Swim phases, scores are based on a standard level of performance for 1000 points, with marks added or deducted according to performance against the standard. In the Shoot, positive marks are awarded for shots on target. The aim is that each phase should have equal influence on the final result. The Ride is scored at 1400 points, less deductions for penalties accumulated. Other than at Area, Regional and Championship competitions competitors may opt to drop to the next Ride course down, incurring 500 penalties, or alternatively organisers may wish to stage a separate class with a smaller Ride course for more novice competitors.

The scores of a competitor in each of the four phases are added together to give the overall score for the competition. To earn an overall score a competitor must start each phase and must continue until they complete the phase, retire or are disqualified.

**Amendment 9.** – Delete rule 44a, renumbering b, c, d and e as appropriate.

**Amendment 10.** – Delete rule 26k

**Amendment 11.** – Rule 67c: Delete “The competitor must score at least 3800, with a score of 1250 for the riding phase to be considered for qualification in this way.”

Rule 67d delete, and replace with “In the interests of safety, competitors must achieve a minimum ride score of 800 points at their Area competition in order to qualify for the Championships. The Official Steward may make a recommendation to the Tetrathlon Chairman that this Rule should be waived in certain circumstances, and that an invitation to the Championships be extended to the competitor.”

**Amendment 12.** – Delete Rule 52b and replace with:

Targets should be placed in a row with their lower edge 1.25m (4 feet) above the ground and a minimum of 0.56m (1 foot 10 inches) apart. They should not be sited directly against a hard vertical background so as to avoid pellet ricochet. A tolerance of plus/minus 7.5cm (3 inches) in the height of targets is permissible should the range be sited on unlevel ground.

**Amendment 13.** – Rule 69a – Delete “50% of the entry fee will be refunded by the organizing Branch/Centre provided that notice is received by the Secretary 10 or more days before the competition” and insert “please refer to the relevant Area schedule for details.”

Delete Rule 69b and replace with “

- i.) **The Championships:** Entries for competitors who have qualified for the Championships, should be made via the online Entry system no later than 7 days after their Area Competition or the following day if the Area Competition is held on or after 15<sup>th</sup> July 2018

**Amendment 14.** Rule 42e Insert Lungeing rule wording.

**Amendment 15.** Rule 23c Insert new saddle cloth rule wording.

**Amendment 16.** Rule 23q. Insert new fly hood wording.

**Amendment 17.** Insert new rule 1h.

TETRATHLON COMPETITION LEVELS	RIDE	SHOOT	SWIM	RUN
OPEN BOYS	1.0m	10m Turning Targets One Handed	4 Minutes	3000m
OPEN GIRLS	1.0m	10m Turning Targets One Handed	3 Minutes	1500m
INTERMEDIATE BOYS	1.0m	10m Turning Targets One Handed	3 Minutes	2000m
INTERMEDIATE GIRLS	1.0m	10m Turning Targets One Handed	3 Minutes	1500m
JUNIOR	0.9m	7m Turning Targets One Handed	3 Minutes	1500m
MINIMUS	0.8m	7m Turning Targets Two Handed	2 Minutes	1000m
TADPOLES	0.6m	7m Static Targets Two Handed	2 Minutes	1000m
BEANIES	0.4m	Beanbag at Target – Minimum 3m throw	2 Minutes	500m

**Amendment 18.** Rule 23d After “permitted” insert “without bit clips.”

**Amendment 19. Insert new N6e**

Frangible pins

If a BE course is being used and you wish to use a fence with a frangible pin you must make sure that there is a accredited course builder present to deal with it should a pin be broken. It should be remembered that the Frangible Pin system has been designed to activate under certain circumstances. The version currently in use has been designed in line with the weight of an average horse (470kg).

### MIMS Clips

If a BE course is being used includes a fence with MIMS clips, ensure that there is an accredited course builder there to deal with it should a clip need to be replaced.

### **Amendment 20.**

Delete Rule 67g and replace with "Individual Members from the same Area who qualify at an Area competition, but are not in any other team, may be declared to form one or more Area Teams at the Championships. Declarations must be submitted in writing to the Secretary by the Area Coordinator or other designated person by 9.00am on the first day of the Championship competition.

### **Amendment 21.**

Replace incorrect Examples of Refusals, Run Out, Circles on page 31 with the Tetrathlon diagram instead.

### **Amendment 22.**

Insert the following to rule 29

#### Pace & Speed

Throughout the event, competitors are free to choose the pace at which they ride. They should, however, always take account of the requirements of each phase, the prevailing conditions and terrain, the fitness and ability of themselves and their horse and all other factors which may be relevant to the welfare of both horse and rider. On the cross country course, they must also have regard to and respect the class speed and the optimum time.

### **Amendment 23.**

Remove 29 c)

### **Amendment 24.**

Add to 22 i

Stop watches are allowed to be worn at Junior, Intermediate and Open Levels.